



GOLD INVESTMENT

PORTFOLIO MANAGER



GIM Model Portfolios

For the Period Ending September 30, 2020

Suite 502 Fox One, 10226 – 104 Street NW, Edmonton, AB T5J 1B8

Tel: 780.436.9955 Toll Free: 1.888.436.9955 Fax: 1.866.541.7947

E-mail: invest@gold-im.com

TABLE OF CONTENTS

Summary.....	3
[GIM125] GIM Short Term Bond Portfolio.....	5
[GIM150] GIM Diversified Bond Portfolio.....	6
[GIM200] GIM Yield Advantage Portfolio.....	7
[GIM245] GIM Balanced Income (USD) Portfolio.....	8
[GIM250] GIM Balanced Income Portfolio.....	9
[GIM285] GIM Balanced Growth (USD) Portfolio.....	10
[GIM290] GIM Balanced Growth Portfolio Class A.....	11
[GIM300] GIM Balanced Growth Portfolio Class R.....	12
[GIM410] GIM Blue Chip Equity Portfolio.....	13
[GIM415] GIM REIT Portfolio.....	14
[GIM500] GIM Emerging Equity Portfolio.....	15
[GIM600] GIM Aristocrats Portfolio.....	16
[GIM700] GIM Technology Growth Portfolio.....	17
[GIM900] GIM Income50 Portfolio.....	18
[GIM911] GIM Physician Focus Portfolio.....	19
Explanatory Notes.....	20
Disclaimer.....	23

GIM Model Portfolio - Summary

Code	Model	Risk	Target		Investor Profile	Objectives
			Bonds	Stocks		
125	Short-Term Bond	Risk Free	100%	0%	Very conservative	The objective of the GIM Short Term Bond Portfolio is to maximize income while preserving investment capital and maintaining liquidity by investing in government and corporate debt instruments predominantly in domestic markets. This Model Portfolio utilizes exchange traded funds (ETFs*) however it may invest in individual fixed income instruments in order to fulfill its investment objectives. The GIM Short Term Bond Portfolio will only invest in securities that meet the definition of Qualified Investment for tax purposes.
150	Diversified Bond	Very Low	100%	0%	Conservative Income	The objective of the GIM Diversified Bond Portfolio is to maximize income while preserving investment capital and maintaining liquidity by investing in domestic and global fixed income securities. This Model Portfolio utilizes exchange traded funds (ETFs*) however it may invest in individual fixed income instruments in order to fulfill its investment objectives. The GIM Diversified Bond Portfolio will only invest in securities that meet the definition of Qualified Investment for tax purposes.
200	Yield Advantage	Very Low	75%	25%	Conservative Income	The objective of the GIM Yield Advantage Portfolio is to maximize interest income, generate capital gains and provide a high level of liquidity by investing in a diverse range of instruments including but not limited to fixed income, dividend paying equities and royalty corporations. This Model Portfolio utilizes exchange traded funds (ETFs*) however it may invest in individual stocks and bonds in order to fulfill its investment objectives. The GIM Yield Advantage Portfolio will only invest in securities that meet the definition of Qualified Investment for tax purposes.
245	Balanced Income (USD)	Low	53%	47%	Balanced Income	The objective of the GIM Balanced Income (USD) Portfolio is to produce income and capital appreciation, with an emphasis on monthly income, by investing in a diversified basket of USD denominated equity and fixed income securities. This Model Portfolio utilizes exchange traded funds (ETFs*) however it may invest in individual stocks and bonds in order to fulfill its investment objectives. The GIM Balanced Income (USD) Portfolio will only invest in securities that meet the definition of Qualified Investment for tax purposes.
250	Balanced Income	Low	50%	50%	Balanced Income	The objective of the GIM Balanced Income Portfolio is to produce income and capital appreciation, with an emphasis on monthly income, by investing in a diversified basket of equity and fixed income securities. This Model Portfolio utilizes exchange traded funds (ETFs*) however it may invest in individual stocks and bonds in order to fulfill its investment objectives. The GIM Balanced Income Portfolio will only invest in securities that meet the definition of Qualified Investment for tax purposes.
285	Balanced Growth (USD)	Moderate	33%	67%	Balanced Growth	The objective of the GIM Balanced Growth (USD) Portfolio is to produce income and capital appreciation, with an emphasis on growth, by investing in a diversified basket of equity and fixed income securities. This Model Portfolio utilizes exchange traded funds (ETFs*) however it may invest in individual stocks and bonds in order to fulfill its investment objectives. The GIM Balanced Growth (USD) Portfolio will only invest in securities that meet the definition of Qualified Investment for tax purposes.
290	Balanced Growth	Moderate	30%	70%	Balanced Growth	The objective of the GIM Balanced Growth Portfolio is to produce income and capital appreciation, with an emphasis on growth, by investing in a diversified basket of equity and fixed income securities. This Model Portfolio utilizes exchange traded funds (ETFs*) however it may invest in individual stocks and bonds in order to fulfill its investment objectives. The GIM Balanced Growth Portfolio will only invest in securities that meet the definition of Qualified Investment for tax purposes.
300	Balanced Growth	Moderate	25%	75%	Balanced Growth	The objective of the GIM Balanced Growth (R) Portfolio is to produce income and capital appreciation, with an emphasis on growth, by investing in a diversified basket of equity and fixed income securities. This Model Portfolio utilizes exchange traded funds (ETFs*) however it may invest in individual stocks and bonds in order to fulfill its investment objectives. The GIM Balanced Growth (R) Portfolio will only invest in securities that meet the definition of Qualified Investment for tax purposes.

GIM Model Portfolio - Summary

Code	Model	Risk	Target		Investor Profile	Objectives
			Bonds	Stocks		
410	Blue Chip Equity	High	8%	93%	Growth	The objective of the GIM Blue Chip Equity Portfolio is to produce capital appreciation, by investing in a diversified basket of global equity securities. The current allocation between North American and International securities is approximately 65% and 35% respectively, with a 15% minimum allocation to Emerging Markets. This Model Portfolio utilizes exchange traded funds (ETFs*) however it may invest in individual stocks and bonds in order to fulfill its investment objectives. The GIM Blue Chip Equity Portfolio will only invest in securities that meet the definition of Qualified Investment for tax purposes.
415	REIT	High	0%	100%	Equity	The objective of the GIM REIT Portfolio is to produce income and capital appreciation, with an emphasis on monthly income, by investing in a diversified portfolio of large capitalization, listed real estate investment trusts (REITs*). This Model Portfolio holds direct securities and may utilize exchange traded funds (ETFs*) in order to fulfill its investment objective. This GIM REIT Portfolio will only invest in securities that meet the definition of Qualified Investment for tax purposes.
500	Emerging Equity	High	8%	92%	Growth	The objective of the GIM Emerging Equity Portfolio is to produce capital appreciation, by investing in a diversified basket of global equity securities. The long-term allocation is approximately 1/3 North American equities and 2/3 International equities, with a 40% minimum allocation to Emerging Markets. This Model Portfolio utilizes exchange traded funds (ETFs*) however it may invest in individual stocks and bonds in order to fulfill its investment objectives. The GIM Emerging Equity Portfolio will only invest in securities that meet the definition of Qualified Investment for tax purposes.
600	Aristocrats	High	0%	100%	Equity	The objective of the GIM Aristocrats Portfolio is to provide capital appreciation and dividend income by investing in a focused basket of equity securities. The Manager will evaluate a basket of equities and distill a portfolio of current and future Aristocrats. The GIM Aristocrats Portfolio is unconstrained; it may also hold fixed cash, income or preferred share securities across Canadian, U.S., and international markets. This Model Portfolio holds securities directly but may utilize exchange traded funds (ETFs*) to achieve its objectives. The GIM Aristocrats Portfolio will only invest in securities that meet the definition of Qualified Investment for tax purposes.
700	Technology Growth	High	15%	85%	Growth	The objective of the GIM Technology Growth Portfolio is to provide capital appreciation by overweighting technology and growth equities while maintaining a globally diverse portfolio of equity and fixed income securities. This Model Portfolio holds equities and Exchange Traded funds (ETFs*) in order to provide equity and fixed income exposure. The GIM Technology Growth Portfolio will only invest in securities that meet the definition of Qualified Investment for tax purposes.
900	Income50	High	7%	93%	Equity	The objective of the GIM Income50 Portfolio is to produce income and capital appreciation, with an emphasis on income, by investing in a diversified basket of equity and fixed income securities. This Model Portfolio holds equities directly and may utilize exchange traded funds (ETFs*) in order to gain equity and fixed income exposure. The GIM Income50 Portfolio will only invest in securities that meet the definition of Qualified Investment for tax purposes.
911	Physician Focus	High	15%	85%	Growth	The objective of the GIM Physician Focus Portfolio is to provide capital appreciation and global diversification by allocating to low cost equity and fixed income index funds. This Model Portfolio holds equities and Exchange Traded funds (ETFs*) in order to provide equity and fixed income exposure. The GIM Physician Focus Portfolio will only invest in securities that meet the definition of Qualified Investment for tax purposes.



Model Portfolio Objective

The objective of the GIM Short Term Bond Portfolio is to maximize income while preserving investment capital and maintaining liquidity by investing in government and corporate debt instruments predominantly in domestic markets. This Model Portfolio utilizes exchange traded funds (ETFs*) however it may invest in individual fixed income instruments in order to fulfill its investment objectives. The GIM Short Term Bond Portfolio will only invest in securities that meet the definition of Qualified Investment for tax purposes.

Code

GIM125

Category

Bond

Investor Profile

Very conservative

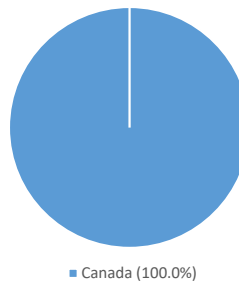
Asset Allocation



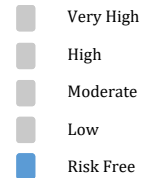
Top 5 Direct Holdings

1 YR CANADIAN TREASURY BILL	99.8%
CANADIAN DOLLAR	0.2%
Total of Portfolio	100.0%

Geographical Mix



GIM Internal Risk Score



Portfolio Characteristics

Portfolio Yield (%)*	0.23
Cash - Yield (%)*	0.00

Fixed Income Sector Weightings*

Government Debt	100.0%
-----------------	--------

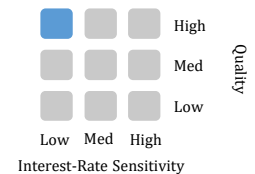
Fixed Income Ratings*

AAA	100.0%
-----	--------

Fixed Income Characteristics

Yield (%)*	0.23
Effective Maturity*	1.00
Modified Duration*	1.00

Fixed Income Style Grid





Model Portfolio Objective

The objective of the GIM Diversified Bond Portfolio is to maximize income while preserving investment capital and maintaining liquidity by investing in domestic and global fixed income securities. This Model Portfolio utilizes exchange traded funds (ETFs*) however it may invest in individual fixed income instruments in order to fulfill its investment objectives. The GIM Diversified Bond Portfolio will only invest in securities that meet the definition of Qualified Investment for tax purposes.

Code

GIM150

Category

Bond

Investor Profile

Conservative Income

Asset Allocation

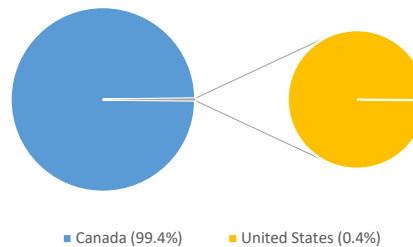


Top 5 Direct Holdings

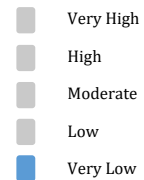
ISHARES 1-5 YEAR LAD GOV BOND ETF	40.0%
ISHARES 1-5 YEAR LAD CORP BOND ETF	30.0%
ISHARES CDN SHORT TERM BOND ETF	29.8%
CANADIAN DOLLAR	0.3%

Total of Portfolio 100.0%

Geographical Mix



GIM Internal Risk Score



Portfolio Characteristics

Portfolio Yield (%)*	2.38
Cash - Yield (%)*	0.00

Top 10 Indirect* Fixed Income Holdings

CAN 0 ½ 09/01/25	2.63%
CAN 1 09/01/22	2.38%
CAN 2 09/01/23	2.32%
CANHOU 2.4 12/15/22	2.19%
CAN 1 ½ 06/01/23	2.10%
CAN 2 ¼ 06/01/25	2.07%
CAN 2 ½ 06/01/24	2.07%
CAN 1 ½ 09/01/24	1.95%
CAN 2 ¾ 06/01/22	1.91%
CANHOU 2.55 03/15/25	1.82%
Total of portfolio	21.44%

*These fixed income holdings are held indirectly by the Model Portfolio by virtue of investments in exchange traded funds noted above.

Fixed Income Sector Weightings*

Government Debt	59.3%
Corporate Debt	40.7%

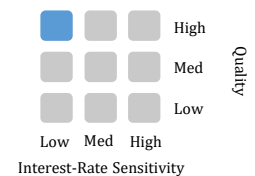
Fixed Income Ratings*

AAA	38.4%
AA	17.7%
A	30.1%
BBB	9.3%
NR	4.6%

Fixed Income Characteristics

Yield (%)*	2.39
Effective Maturity*	3.49
Modified Duration*	3.06

Fixed Income Style Grid





Model Portfolio Objective

The objective of the GIM Yield Advantage Portfolio is to maximize interest income, generate capital gains and provide a high level of liquidity by investing in a diverse range of instruments including but not limited to fixed income, dividend paying equities and royalty corporations. This Model Portfolio utilizes exchange traded funds (ETFs*) however it may invest in individual stocks and bonds in order to fulfill its investment objectives. The GIM Yield Advantage Portfolio will only invest in securities that meet the definition of Qualified Investment for tax purposes.

Asset Allocation

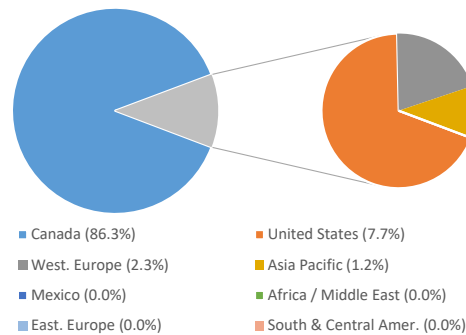


Top 5 Direct Holdings

ISHARES CDN SHORT TERM BOND ETF	74.8%
ISHARES CORE S&P/TSX INDEX ETF	7.0%
VANGUARD FTSE DEV ALL CAP EX US ETF	7.0%
VANGUARD S&P 500 INDEX ETF	7.0%

Total of Portfolio 95.8%

Geographical Mix



Code

GIM200


Category

Bond & Equity Income

Investor Profile

Very conservative

GIM Internal Risk Score



Portfolio Characteristics

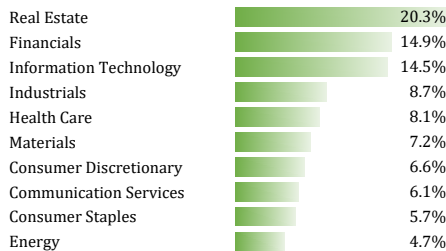
Portfolio Yield (%)*	2.48
Cash - Yield (%)*	0.00

Top 10 Indirect* Equity Holdings

CAN APARTMENT PROP REAL ESTA	0.67%
FIRSTSERVICE CORP	0.53%
SHOPIFY INC - CLASS A	0.49%
APPLE INC	0.48%
ROYAL BANK OF CANADA	0.44%
MICROSOFT CORP	0.41%
RIOCAN REAL ESTATE INVST TR	0.38%
ALLIED PROPERTIES REAL ESTAT	0.37%
TORONTO-DOMINION BANK	0.37%
GRANITE REAL ESTATE INVESTME	0.36%
Total of portfolio	4.50%

*These equity holdings are held indirectly by the Model Portfolio by virtue of investments in exchange traded funds noted above.

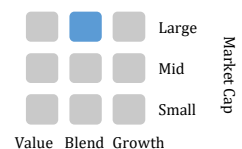
Equity Sector Weightings



Equity Characteristics

Dividend Yield (%)*	3.43
P/E*	19.87
P/B*	1.68

Equity Style Grid



Top 10 Indirect* Fixed Income Holdings

CAN 0 ½ 09/01/25	2.68%
CAN 1 09/01/22	2.06%
CAN 1 ¾ 03/01/23	1.89%
CAN 0 ¼ 08/01/22	1.65%
CAN 2 09/01/23	1.64%
CANHOU 2.9 06/15/24	1.63%
CANHOU 2.4 12/15/22	1.60%
ONT 2.6 06/02/25	1.53%
CAN 0 ¼ 11/01/22	1.41%
CAN 1 ½ 06/01/23	1.31%
Total of portfolio	17.40%

*These fixed income holdings are held indirectly by the Model Portfolio by virtue of investments in exchange traded funds noted above.

Fixed Income Sector Weightings*



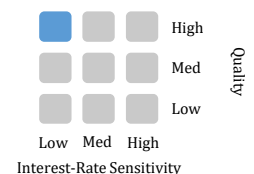
Fixed Income Ratings*



Fixed Income Characteristics

Yield (%)*	2.22
Effective Maturity*	3.21
Modified Duration*	2.86

Fixed Income Style Grid





Model Portfolio Objective

The objective of the GIM Balanced Income (USD) Portfolio is to produce income and capital appreciation, with an emphasis on monthly income, by investing in a diversified basket of USD denominated equity and fixed income securities. This Model Portfolio utilizes exchange traded funds (ETFs*) however it may invest in individual stocks and bonds in order to fulfill its investment objectives. The GIM Balanced Income (USD) Portfolio will only invest in securities that meet the definition of Qualified Investment for tax purposes.

Asset Allocation



Top 5 Direct Holdings

VANGUARD S/T CORP BOND ETF	53.0%
VANGUARD TOTAL WORLD STK ETF	25.8%
VANGUARD REIT ETF	10.0%
VANGUARD DIVIDEND APPRECIATION ETF	6.0%
ISHARES U.S. PREFERRED STOCK ETF	5.0%
Total of Portfolio	99.8%

Top 10 Indirect* Equity Holdings

AMERICAN TOWER CORP	1.05%
MICROSOFT CORP	0.93%
APPLE INC	0.79%
PROLOGIS INC	0.73%
CROWN CASTLE INTL CORP	0.68%
EQUINIX INC	0.63%
AMAZON.COM INC	0.56%
JOHNSON & JOHNSON	0.40%
PROCTER & GAMBLE CO/THE	0.39%
VISA INC-CLASS A SHARES	0.37%
Total of portfolio	6.53%

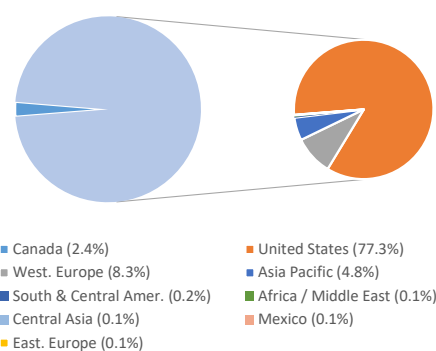
*These equity holdings are held indirectly by the Model Portfolio by virtue of investments in exchange traded funds noted above.

Top 10 Indirect* Fixed Income Holdings

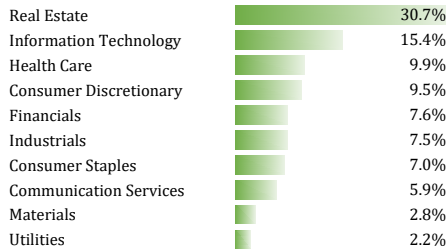
BAC 3.004 12/20/23	0.18%
CVS 3.7 03/09/23	0.17%
AAPL 2.4 05/03/23	0.15%
GS 5 ¼ 01/24/22	0.15%
CVS 4.1 03/25/25	0.14%
GS 3 ½ 04/01/25	0.14%
CHTR 4.908 07/23/25	0.13%
JPM 2.083 04/22/26	0.13%
T 3.4 05/15/25	0.13%
DELL 5.45 06/15/23	0.12%
Total of portfolio	1.44%

*These fixed income holdings are held indirectly by the Model Portfolio by virtue of investments in exchange traded funds noted above.

Geographical Mix



Equity Sector Weightings



Fixed Income Sector Weightings*



Fixed Income Ratings*



Code

GIM245


Category

Balanced Income

Investor Profile

Balanced Income

GIM Internal Risk Score



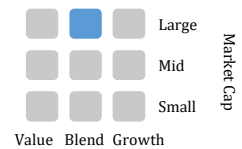
Portfolio Characteristics

Portfolio Yield (%)*	3.06
Cash - Yield (%)*	0.00

Equity Characteristics

Dividend Yield (%)*	2.84
P/E*	25.38
P/B*	2.44

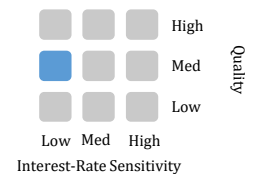
Equity Style Grid



Fixed Income Characteristics

Yield (%)*	3.23
Effective Maturity*	3.70
Modified Duration*	2.73

Fixed Income Style Grid





Model Portfolio Objective

The objective of the GIM Balanced Income Portfolio is to produce income and capital appreciation, with an emphasis on monthly income, by investing in a diversified basket of equity and fixed income securities. This Model Portfolio utilizes exchange traded funds (ETFs*) however it may invest in individual stocks and bonds in order to fulfill its investment objectives. The GIM Balanced Income Portfolio will only invest in securities that meet the definition of Qualified Investment for tax purposes.

Asset Allocation

Fixed Income	53.6%
Equity	46.0%
Cash	0.4%

Top 5 Direct Holdings

ISHARES CDN SHORT TERM BOND ETF	52.0%
ISHARES CORE S&P/TSX INDEX ETF	12.1%
VANGUARD FTSE CDN HIGH DIV YIELD ETF	11.6%
VANGUARD S&P 500 INDEX ETF	11.4%
VANGUARD FTSE CDN CAP REIT INDEX ETF	6.6%
Total of Portfolio	93.7%

Top 10 Indirect* Equity Holdings

ROYAL BANK OF CANADA	2.44%
TORONTO-DOMINION BANK	2.04%
ENBRIDGE INC	1.44%
BANK OF NOVA SCOTIA	1.23%
CAN APARTMENT PROP REAL ESTA	1.11%
TC ENERGY CORP	0.96%
BANK OF MONTREAL	0.91%
FIRSTSERVICE CORP	0.86%
APPLE INC	0.83%
BCE INC	0.83%
Total of portfolio	12.65%

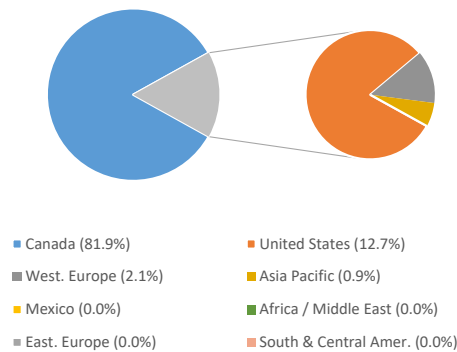
*These equity holdings are held indirectly by the Model Portfolio by virtue of investments in exchange traded funds noted above.

Top 10 Indirect* Fixed Income Holdings

CAN 0 ½ 09/01/25	1.86%
CAN 1 09/01/22	1.43%
CAN 1 ¾ 03/01/23	1.31%
CAN 0 ¼ 08/01/22	1.14%
CAN 2 09/01/23	1.14%
CANHOU 2.9 06/15/24	1.13%
CANHOU 2.4 12/15/22	1.11%
ONT 2.6 06/02/25	1.06%
CAN 0 ¼ 11/01/22	0.98%
CAN 1 ½ 06/01/23	0.91%
Total of portfolio	12.07%

*These fixed income holdings are held indirectly by the Model Portfolio by virtue of investments in exchange traded funds noted above.

Geographical Mix



Equity Sector Weightings

Financials	26.1%
Real Estate	15.8%
Information Technology	11.1%
Energy	9.8%
Communication Services	7.0%
Industrials	6.5%
Materials	6.2%
Health Care	5.7%
Consumer Discretionary	4.7%
Consumer Staples	3.9%

Fixed Income Sector Weightings*

Government Debt	67.9%
Corporate Debt	32.1%

Fixed Income Ratings*

AAA	47.7%
AA	15.5%
A	23.1%
BBB	10.6%
Below BBB	0.0%
NR	3.1%

Code

GIM250


Category

Balanced Income

Investor Profile

Balanced Income

GIM Internal Risk Score



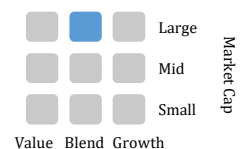
Portfolio Characteristics

Portfolio Yield (%)*	3.09
Cash - Yield (%)*	0.00

Equity Characteristics

Dividend Yield (%)*	4.15
P/E*	17.42
P/B*	1.58

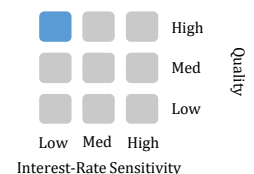
Equity Style Grid



Fixed Income Characteristics

Yield (%)*	2.21
Effective Maturity*	3.19
Modified Duration*	2.85

Fixed Income Style Grid





Model Portfolio Objective

The objective of the GIM Balanced Growth (USD) Portfolio is to produce income and capital appreciation, with an emphasis on growth, by investing in a diversified basket of equity and fixed income securities. This Model Portfolio utilizes exchange traded funds (ETFs*) however it may invest in individual stocks and bonds in order to fulfill its investment objectives. The GIM Balanced Growth (USD) Portfolio will only invest in securities that meet the definition of Qualified Investment for tax purposes.

Asset Allocation

Equity	59.3%
Fixed Income	39.9%
Cash	0.8%

Top 5 Direct Holdings

VANGUARD TOTAL WORLD STK ETF	39.8%
VANGUARD S/T CORP BOND ETF	33.0%
VANGUARD DIVIDEND APPRECIATION ETF	17.0%
VANGUARD GLOBAL ex-US REIT ETF	5.0%
VANGUARD REIT ETF	5.0%
Total of Portfolio	99.8%

Top 10 Indirect* Equity Holdings

MICROSOFT CORP	1.82%
APPLE INC	1.23%
PROCTER & GAMBLE CO/THE	0.95%
JOHNSON & JOHNSON	0.93%
WALMART INC	0.92%
AMAZON.COM INC	0.87%
VISA INC-CLASS A SHARES	0.87%
HOME DEPOT INC	0.84%
UNITEDHEALTH GROUP INC	0.82%
WALT DISNEY CO/THE	0.62%
Total of portfolio	9.87%

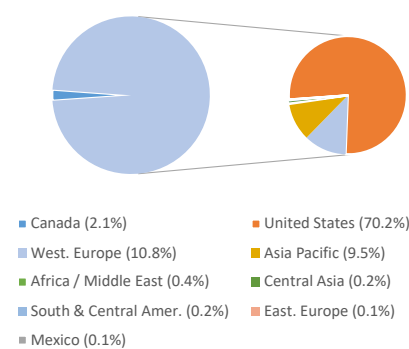
*These equity holdings are held indirectly by the Model Portfolio by virtue of investments in exchange traded funds noted above.

Top 10 Indirect* Fixed Income Holdings

BAC 3.004 12/20/23	0.11%
AAPL 2.4 05/03/23	0.09%
GS 3 ½ 04/01/25	0.09%
GS 5 ¾ 01/24/22	0.09%
CHTR 4.908 07/23/25	0.08%
JPM 2.083 04/22/26	0.08%
T 3.4 05/15/25	0.08%
BAC 3.55 03/05/24	0.07%
CVS 3.7 03/09/23	0.07%
DELL 5.45 06/15/23	0.07%
Total of portfolio	0.83%

*These fixed income holdings are held indirectly by the Model Portfolio by virtue of investments in exchange traded funds noted above.

Geographical Mix



Equity Sector Weightings

Real Estate	18.3%
Information Technology	17.2%
Health Care	11.7%
Consumer Discretionary	10.9%
Industrials	9.6%
Consumer Staples	9.1%
Financials	8.8%
Communication Services	6.5%
Materials	3.6%
Utilities	3.0%

Fixed Income Sector Weightings*

Corporate Debt	100.0%
----------------	--------

Fixed Income Ratings*

AAA	1.0%
AA	7.1%
A	45.3%
BBB	44.9%
Below BBB	1.6%
NR	0.1%

Code

GIM285


Category

Balanced Growth

Investor Profile

Balanced Growth

GIM Internal Risk Score



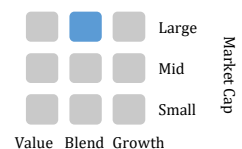
Portfolio Characteristics

Portfolio Yield (%)*	2.73
Cash - Yield (%)*	0.00

Equity Characteristics

Dividend Yield (%)*	2.59
P/E*	21.95
P/B*	2.27

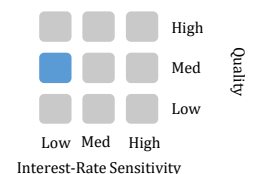
Equity Style Grid



Fixed Income Characteristics

Yield (%)*	3.00
Effective Maturity*	3.09
Modified Duration*	2.66

Fixed Income Style Grid





Model Portfolio Objective

The objective of the GIM Balanced Growth Portfolio is to produce income and capital appreciation, with an emphasis on growth, by investing in a diversified basket of equity and fixed income securities. This Model Portfolio utilizes exchange traded funds (ETFs*) however it may invest in individual stocks and bonds in order to fulfill its investment objectives. The GIM Balanced Growth Portfolio will only invest in securities that meet the definition of Qualified Investment for tax purposes.

Asset Allocation

Equity	65.4%
Fixed Income	33.9%
Cash	0.7%

Top 5 Direct Holdings

ISHARES CDN SHORT TERM BOND ETF	32.0%
VANGUARD S&P 500 INDEX ETF	26.5%
VANGUARD FTSE DEV ALL CAP EX US ETF	15.7%
ISHARES CORE S&P/TSX INDEX ETF	10.1%
VANGUARD FTSE CDN HIGH DIV YIELD ETF	9.8%
Total of Portfolio	94.1%

Top 10 Indirect* Equity Holdings

ROYAL BANK OF CANADA	2.18%
APPLE INC	1.85%
TORONTO-DOMINION BANK	1.82%
MICROSOFT CORP	1.56%
AMAZON.COM INC	1.29%
ENBRIDGE INC	1.29%
BANK OF NOVA SCOTIA	1.10%
CAN APARTMENT PROP REAL ESTA	0.98%
TC ENERGY CORP	0.86%
BANK OF MONTREAL	0.82%
Total of portfolio	13.75%

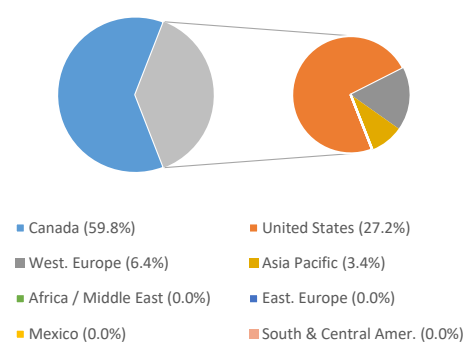
*These equity holdings are held indirectly by the Model Portfolio by virtue of investments in exchange traded funds noted above.

Top 10 Indirect* Fixed Income Holdings

CAN 0 ½ 09/01/25	1.17%
CAN 1 09/01/22	0.90%
CAN 1 ¾ 03/01/23	0.82%
CAN 0 ¼ 08/01/22	0.72%
CAN 2 09/01/23	0.72%
CANHOU 2.9 06/15/24	0.71%
CANHOU 2.4 12/15/22	0.70%
ONT 2.6 06/02/25	0.67%
CAN 0 ¼ 11/01/22	0.61%
CAN 1 ½ 06/01/23	0.57%
Total of portfolio	7.59%

*These fixed income holdings are held indirectly by the Model Portfolio by virtue of investments in exchange traded funds noted above.

Geographical Mix



Equity Sector Weightings

Financials	20.8%
Information Technology	15.5%
Real Estate	10.7%
Health Care	8.8%
Industrials	7.9%
Communication Services	7.8%
Consumer Discretionary	7.2%
Energy	7.0%
Materials	5.7%
Consumer Staples	5.5%

Fixed Income Sector Weightings*

Government Debt	67.9%
Corporate Debt	32.1%

Fixed Income Ratings*

AAA	47.7%
AA	15.3%
A	23.2%
BBB	10.6%
Below BBB	0.0%
NR	3.2%

Code

GIM290


Category

Balanced Growth

Investor Profile

Balanced Growth

GIM Internal Risk Score



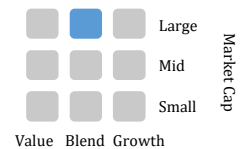
Portfolio Characteristics

Portfolio Yield (%)*	3.08
Cash - Yield (%)*	0.00

Equity Characteristics

Dividend Yield (%)*	3.58
P/E*	19.17
P/B*	1.81

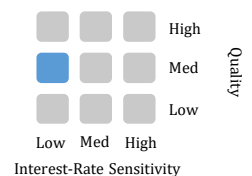
Equity Style Grid



Fixed Income Characteristics

Yield (%)*	2.19
Effective Maturity*	3.16
Modified Duration*	2.82

Fixed Income Style Grid





Model Portfolio Objective

The objective of the GIM Balanced Growth (R) Portfolio is to produce income and capital appreciation, with an emphasis on growth, by investing in a diversified basket of equity and fixed income securities. This Model Portfolio utilizes exchange traded funds (ETFs*) however it may invest in individual stocks and bonds in order to fulfill its investment objectives. The GIM Balanced Growth (R) Portfolio will only invest in securities that meet the definition of Qualified Investment for tax purposes.

Asset Allocation



Top 5 Direct Holdings

ISHARES CDN SHORT TERM BOND ETF	26.8%
SPDR S&P 500 ETF	16.0%
VANGUARD TOTAL INTERNATIONAL ETF	14.0%
ISHARES CORE S&P/TSX INDEX ETF	14.0%
VANGUARD FTSE CDN HIGH DIV YIELD ETF	6.0%
Total of Portfolio	76.8%

Top 10 Indirect* Equity Holdings

BCE INC	2.68%
ROYAL BANK OF CANADA	2.65%
TORONTO-DOMINION BANK	2.22%
MICROSOFT CORP	2.17%
TELUS CORP	1.43%
JPMORGAN CHASE & CO	1.41%
ABBOTT LABORATORIES	1.35%
BANK OF NOVA SCOTIA	1.33%
UNION PACIFIC CORP	1.31%
LOCKHEED MARTIN CORP	1.29%
Total of portfolio	17.84%

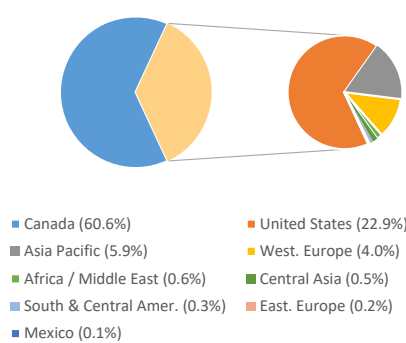
*These equity holdings are held indirectly by the Model Portfolio by virtue of investments in exchange traded funds noted above.

Top 10 Indirect* Fixed Income Holdings

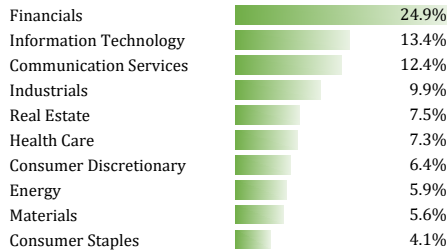
CAN 0 ½ 09/01/25	0.98%
CAN 1 09/01/22	0.75%
CAN 1 ¾ 03/01/23	0.69%
CAN 0 ¼ 08/01/22	0.60%
CAN 2 09/01/23	0.60%
CANHOU 2.9 06/15/24	0.59%
CANHOU 2.4 12/15/22	0.58%
ONT 2.6 06/02/25	0.56%
CAN 0 ¼ 11/01/22	0.51%
CAN 1 ½ 06/01/23	0.47%
Total of portfolio	6.33%

*These fixed income holdings are held indirectly by the Model Portfolio by virtue of investments in exchange traded funds noted above.

Geographical Mix



Equity Sector Weightings



Fixed Income Sector Weightings*



Fixed Income Ratings*



Code

GIM300


Category

Balanced Growth

Investor Profile

Balanced Growth

GIM Internal Risk Score



Portfolio Characteristics

Portfolio Yield (%)*	3.16
Cash - Yield (%)*	0.00

Equity Characteristics

Dividend Yield (%)*	3.61
P/E*	18.04
P/B*	1.86

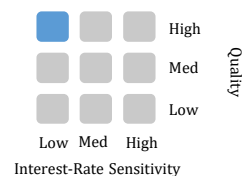
Equity Style Grid



Fixed Income Characteristics

Yield (%)*	2.17
Effective Maturity*	3.13
Modified Duration*	2.80

Fixed Income Style Grid





Model Portfolio Objective

The objective of the GIM Blue Chip Equity Portfolio is to produce capital appreciation, by investing in a diversified basket of global equity securities. The current allocation between North American and International securities is approximately 65% and 35% respectively, with a 15% minimum allocation to Emerging Markets. This Model Portfolio utilizes exchange traded funds (ETFs*) however it may invest in individual stocks and bonds in order to fulfill its investment objectives. The GIM Blue Chip Equity Portfolio will only invest in securities that meet the definition of Qualified Investment for tax purposes.

Asset Allocation



Top 5 Direct Holdings

VANGUARD S&P 500 INDEX ETF	29.0%
VANGUARD FTSE DEV ALL CAP EX US ETF	24.0%
ISHARES CORE S&P/TSX INDEX ETF	23.5%
VANGUARD FTSE EMERGING MARKETS ETF	16.0%
ALLIANCBERNSTEIN GL HI INC	7.3%
Total of Portfolio	99.8%

Top 10 Indirect* Equity Holdings

APPLE INC	2.09%
MICROSOFT CORP	1.77%
SHOPIFY INC - CLASS A	1.73%
ROYAL BANK OF CANADA	1.57%
AMAZON.COM INC	1.46%
TORONTO-DOMINION BANK	1.31%
ALIBABA GROUP HOLDING-SP ADR	1.27%
CANADIAN NATL RAILWAY CO	1.19%
ENBRIDGE INC	0.93%
TENCENT HOLDINGS LTD	0.93%
Total of portfolio	14.25%

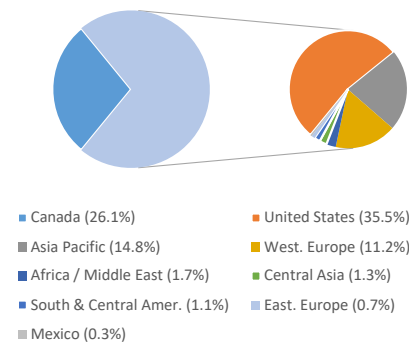
*These equity holdings are held indirectly by the Model Portfolio by virtue of investments in exchange traded funds noted above.

Top 10 Indirect* Fixed Income Holdings

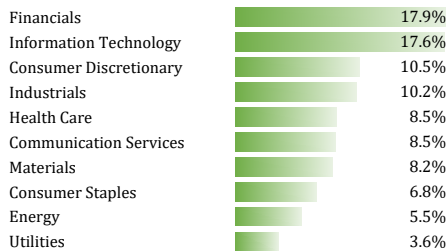
T 2 ¼ 02/15/27	0.23%
INDOGB 8 ½ 05/15/24	0.17%
T 2 ¾ 08/15/28	0.16%
BNTNF 10 01/01/21	0.15%
T 6 ¼ 05/15/30	0.07%
INDOGB 8 ¼ 05/15/29	0.06%
T 5 ¼ 02/15/29	0.06%
COLTES 10 07/24/24	0.05%
DOMREP 8 ¾ 04/20/27	0.05%
SAGB 8 01/31/30 #2030	0.05%
Total of portfolio	1.05%

*These fixed income holdings are held indirectly by the Model Portfolio by virtue of investments in exchange traded funds noted above.

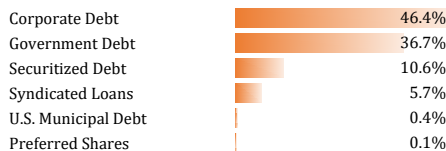
Geographical Mix



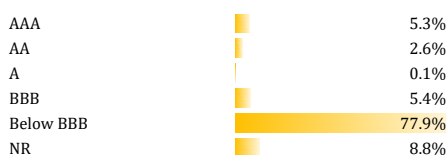
Equity Sector Weightings



Fixed Income Sector Weightings*



Fixed Income Ratings*



Code

GIM410


Category

Global Equity Focus

Investor Profile

Growth

GIM Internal Risk Score



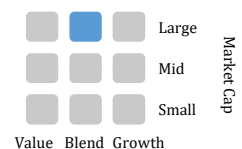
Portfolio Characteristics

Portfolio Yield (%)*	3.08
Cash - Yield (%)*	0.00

Equity Characteristics

Dividend Yield (%)*	2.99
P/E*	19.79
P/B*	2.01

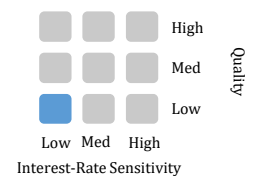
Equity Style Grid



Fixed Income Characteristics

Yield (%)*	4.88
Effective Maturity*	4.86
Modified Duration*	3.10

Fixed Income Style Grid





Model Portfolio Objective

The objective of the GIM REIT Portfolio is to produce income and capital appreciation, with an emphasis on monthly income, by investing in a diversified portfolio of large capitalization, listed real estate investment trusts (REITs*). This Model Portfolio holds direct securities and may utilize exchange traded funds (ETFs*) in order to fulfill its investment objective. This GIM REIT Portfolio will only invest in securities that meet the definition of Qualified Investment for tax purposes.

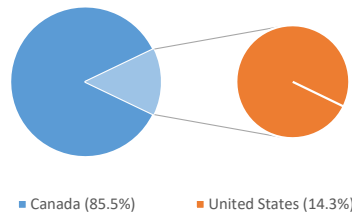
Asset Allocation



Top 5 Direct Holdings

RIOCAN REAL ESTATE INVST TR	7.3%
SMARTCENTRES REAL ESTATE INV	7.3%
CHOICE PROPERTIES REIT	6.5%
CROMBIE REAL ESTATE INVESTME	6.5%
H&R REAL ESTATE INV-REIT UTS	6.5%
Total of Portfolio	34.0%

Geographical Mix



Code

GIM415


Category

REIT Sector - Income Focus

Investor Profile

Equity

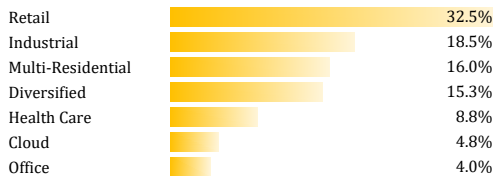
GIM Internal Risk Score



Portfolio Characteristics

Portfolio Yield (%)*	5.91
Cash - Yield (%)*	0.00

Industry Breakdown



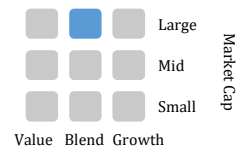
Equity Characteristics

Dividend Yield (%)*	5.92
P/E*	14.59
P/B*	0.91
P/FFO*	11.52
FFO Payout Ratio*	84.70
Total Debt to Total Capital*	49.18
Total Debt to Total Assets*	45.24
Weighted Average Market Cap*	\$7.16B

Equity Sector Weightings



Equity Style Grid





Model Portfolio Objective

The objective of the GIM Emerging Equity Portfolio is to produce capital appreciation, by investing in a diversified basket of global equity securities. The long-term allocation is approximately 1/3 North American equities and 2/3 International equities, with a 40% minimum allocation to Emerging Markets. This Model Portfolio utilizes exchange traded funds (ETFs*) however it may invest in individual stocks and bonds in order to fulfill its investment objectives. The GIM Emerging Equity Portfolio will only invest in securities that meet the definition of Qualified Investment for tax purposes.

Asset Allocation



Top 5 Direct Holdings

VANGUARD FTSE EMERGING MARKETS ETF	43.8%
ISHARES CORE S&P/TSX INDEX ETF	16.0%
VANGUARD FTSE DEV ALL CAP EX US ETF	16.0%
VANGUARD S&P 500 INDEX ETF	16.0%
ALLIANCEBERNSTEIN GL HI INC	4.0%
Total of Portfolio	95.8%

Top 10 Indirect* Equity Holdings

ALIBABA GROUP HOLDING-SP ADR	3.50%
TENCENT HOLDINGS LTD	2.56%
TAIWAN SEMICONDUCTOR MANUFAC	1.61%
SHOPIFY INC - CLASS A	1.19%
APPLE INC	1.16%
ROYAL BANK OF CANADA	1.08%
MICROSOFT CORP	0.98%
TORONTO-DOMINION BANK	0.90%
TAIWAN SEMICONDUCTOR-SP ADR	0.89%
CANADIAN NATL RAILWAY CO	0.82%
Total of portfolio	14.69%

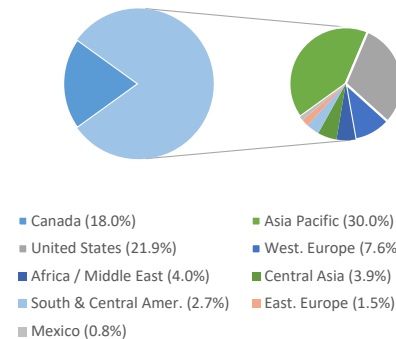
*These equity holdings are held indirectly by the Model Portfolio by virtue of investments in exchange traded funds noted above.

Top 10 Indirect* Fixed Income Holdings

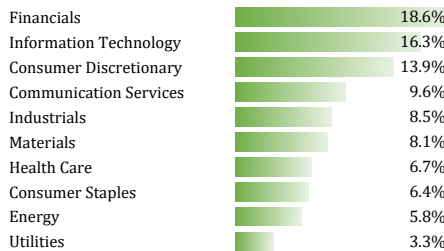
T 2 ¼ 02/15/27	0.13%
INDOGB 8 ½ 05/15/24	0.09%
T 2 ¾ 08/15/28	0.09%
BNTNF 10 01/01/21	0.08%
SFRFP 7 ¾ 05/01/26	0.04%
T 6 ¼ 05/15/30	0.04%
COLTES 10 07/24/24	0.03%
DOMREP 8 ¾ 04/20/27	0.03%
INDOGB 8 ¼ 05/15/29	0.03%
S 7 ¾ 09/15/23	0.03%
Total of portfolio	0.59%

*These fixed income holdings are held indirectly by the Model Portfolio by virtue of investments in exchange traded funds noted above.

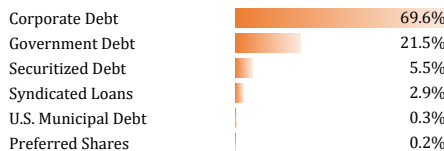
Geographical Mix



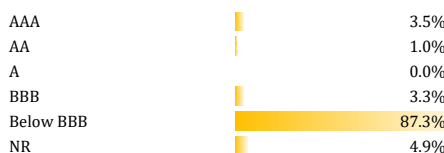
Equity Sector Weightings



Fixed Income Sector Weightings*



Fixed Income Ratings*



Code

GIM500


Category

Global Equity Focus

Investor Profile

Growth

GIM Internal Risk Score



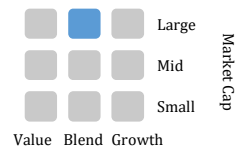
Portfolio Characteristics

Portfolio Yield (%)*	3.10
Cash - Yield (%)*	0.00

Equity Characteristics

Dividend Yield (%)*	3.05
P/E*	18.43
P/B*	1.89

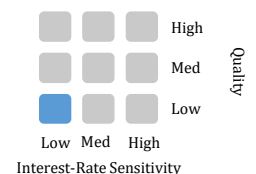
Equity Style Grid



Fixed Income Characteristics

Yield (%)*	4.63
Effective Maturity*	4.70
Modified Duration*	2.75

Fixed Income Style Grid



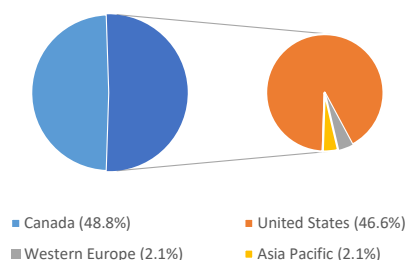
Model Portfolio Objective

The objective of the GIM Aristocrats Portfolio is to provide capital appreciation and dividend income by investing in a focused basket of equity securities. The Manager will evaluate a basket of equities and distill a portfolio of current and future Aristocrats. The GIM Aristocrats Portfolio is unconstrained; it may also hold fixed cash, income or preferred share securities across Canadian, U.S., and international markets. This Model Portfolio holds securities directly but may utilize exchange traded funds (ETFs*) to achieve its objectives. The GIM Aristocrats Portfolio will only invest in securities that meet the definition of Qualified Investment for tax purposes.

Asset Allocation



Geographical Mix



Code

GIM600


Category

Global Equity Focus

Investor Profile

Growth

GIM Internal Risk Score



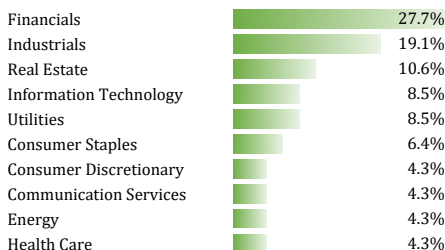
Portfolio Characteristics

Portfolio Yield (%)*	3.39
Cash - Yield (%)*	0.00

Top 10 Direct Holdings

MICROSOFT CORP	2.12%
TAIWAN SEMICONDUCTOR-SP ADR	2.12%
WALMART INC	2.12%
JOHNSON & JOHNSON	2.12%
MASTERCARD INC - A	2.12%
JPMORGAN CHASE & CO	2.12%
MEDTRONIC PLC	2.12%
UNION PACIFIC CORP	2.12%
LOCKHEED MARTIN CORP	2.12%
BLACKROCK INC	2.12%
Total of portfolio	21.20%

Equity Sector Weightings



Equity Characteristics

Dividend Yield (%)*	3.40
P/E*	17.79
P/B*	1.64

Equity Style Grid





Model Portfolio Objective

The objective of the GIM Technology Growth Portfolio is to provide capital appreciation by overweighting technology and growth equities while maintaining a globally diverse portfolio of equity and fixed income securities. This Model Portfolio holds equities and Exchange Traded funds (ETFs*) in order to provide equity and fixed income exposure. The GIM Technology Growth Portfolio will only invest in securities that meet the definition of Qualified Investment for tax purposes.

Asset Allocation



Top 5 Direct Holdings

VANGUARD S&P 500 INDEX ETF	16.5%
VANGUARD FTSE EMERGING MARKETS ETF	13.0%
VANGUARD FTSE DEV ALL CAP EX US ETF	12.5%
ISHARES CDN SHORT TERM BOND ETF	8.0%
ALLIANCEBERNSTEIN GL HI INC	7.5%
Total of Portfolio	57.5%

Top 10 Indirect* Equity Holdings

MICROSOFT CORP	3.89%
BROOKFIELD ASSET MANAGE-CL A	2.79%
LOCKHEED MARTIN CORP	2.65%
MARKEL CORP	2.59%
SHOPIFY INC - CLASS A	2.54%
SALESFORCE.COM INC	2.33%
TENCENT HOLDINGS LTD-UNS ADR	2.33%
ENBRIDGE INC	2.32%
JPMORGAN CHASE & CO	2.25%
APPLE INC	2.14%
Total of portfolio	25.83%

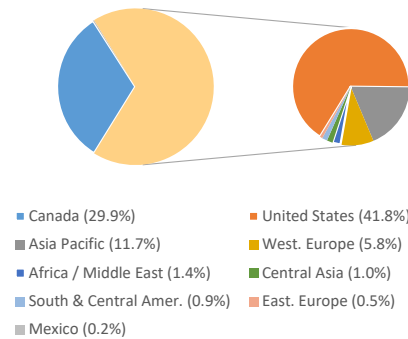
*These equity holdings are held indirectly by the Model Portfolio by virtue of investments in exchange traded funds noted above.

Top 10 Indirect* Fixed Income Holdings

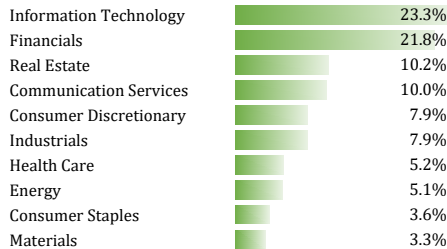
CAN 0 ½ 09/01/25	0.29%
CAN 1 09/01/22	0.23%
T 2 ¾ 02/15/27	0.23%
CAN 1 ¾ 03/01/23	0.21%
CAN 0 ¾ 08/01/22	0.18%
CAN 2 09/01/23	0.18%
CANHOUS 2.4 12/15/22	0.18%
CANHOUS 2.9 06/15/24	0.18%
INDOGB 8 ½ 05/15/24	0.17%
ONT 2.6 06/02/25	0.17%
Total of portfolio	2.02%

*These fixed income holdings are held indirectly by the Model Portfolio by virtue of investments in exchange traded funds noted above.

Geographical Mix



Equity Sector Weightings



Fixed Income Sector Weightings*



Fixed Income Ratings*



Code

GIM700


Category

Global Equity Focus

Investor Profile

Growth

GIM Internal Risk Score



Portfolio Characteristics

Portfolio Yield (%)*	2.99
Cash - Yield (%)*	0.00

Equity Characteristics

Dividend Yield (%)*	2.91
P/E*	22.11
P/B*	2.16

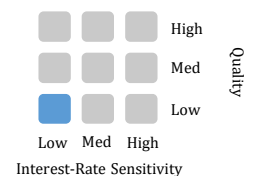
Equity Style Grid



Fixed Income Characteristics

Yield (%)*	3.61
Effective Maturity*	4.14
Modified Duration*	3.06

Fixed Income Style Grid





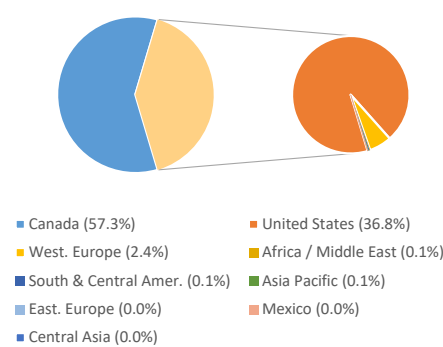
Model Portfolio Objective

The objective of the GIM Income50 Portfolio is to produce income and capital appreciation, with an emphasis on income, by investing in a diversified basket of equity and fixed income securities. This Model Portfolio holds equities directly and may utilize exchange traded funds (ETFs*) in order to gain equity and fixed income exposure. The GIM Income50 Portfolio will only invest in securities that meet the definition of Qualified Investment for tax purposes.

Asset Allocation



Geographical Mix



Code

GIM900


Category

Equity Income

Investor Profile

Equity

GIM Internal Risk Score



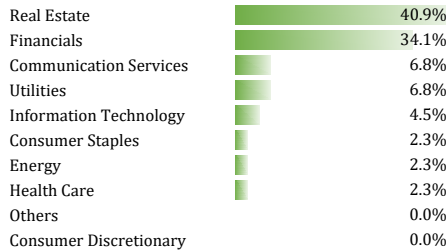
Portfolio Characteristics

Portfolio Yield (%)*	5.66
Cash - Yield (%)*	0.00

Top 5 Direct Holdings

MICROSOFT CORP	2.12%
JOHNSON & JOHNSON	2.12%
JPMORGAN CHASE & CO	2.12%
VERIZON COMMUNICATIONS INC	2.12%
AT&T INC	2.12%
Total of portfolio	10.60%

Equity Sector Weightings



Equity Characteristics

Dividend Yield (%)*	5.68
P/E*	14.98
P/B*	1.21

Equity Style Grid



Top 10 Indirect* Fixed Income Holdings

T 2 ¼ 02/15/27	0.06%
INDOGB 8 ½ 05/15/24	0.05%
T 2 ¾ 08/15/28	0.05%
BNTNF 10 01/01/21	0.04%
SFRFP 7 ¾ 05/01/26	0.03%
ALTICE 7 ½ 05/15/26	0.02%
CHTR 5 ½ 05/01/27	0.02%
CNC 4 ¼ 12/15/27	0.02%
CNC 4 ¾ 12/15/29	0.02%
CNC 4 ¾ 01/15/25	0.02%
Total of portfolio	0.33%

*These fixed income holdings are held indirectly by the Model Portfolio by virtue of investments in exchange traded funds noted above.

Fixed Income Sector Weightings*



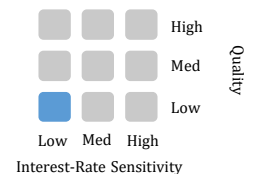
Fixed Income Ratings*



Fixed Income Characteristics

Yield (%)*	5.36
Effective Maturity*	5.58
Modified Duration*	3.16

Fixed Income Style Grid





Model Portfolio Objective

The objective of the GIM Physician Focus Portfolio is to provide capital appreciation and global diversification by allocating to low cost equity and fixed income index funds. This Model Portfolio holds equities and Exchange Traded funds (ETFs*) in order to provide equity and fixed income exposure. The GIM Physician Focus Portfolio will only invest in securities that meet the definition of Qualified Investment for tax purposes.

Asset Allocation



Top 5 Direct Holdings

VANGUARD S&P 500 INDEX ETF	35.0%
VANGUARD FTSE EMERGING MARKETS ETF	18.0%
VANGUARD FTSE DEV ALL CAP EX US ETF	13.0%
ISHARES CORE S&P/TSX INDEX ETF	10.0%
VANGUARD FTSE CDN CAP REIT INDEX ETF	8.0%
Total of Portfolio	84.0%

Top 10 Indirect* Equity Holdings

APPLE INC	2.47%
MICROSOFT CORP	2.09%
AMAZON.COM INC	1.73%
ALIBABA GROUP HOLDING-SP ADR	1.40%
CAN APARTMENT PROP REAL ESTA	1.37%
FIRSTSERVICE CORP	1.07%
TENCENT HOLDINGS LTD	1.02%
FACEBOOK INC-CLASS A	0.82%
RIOCAN REAL ESTATE INVST TR	0.78%
ALLIED PROPERTIES REAL ESTAT	0.76%
Total of portfolio	13.51%

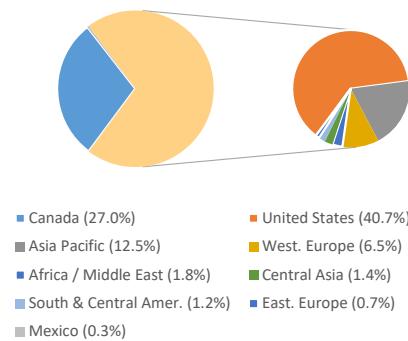
*These equity holdings are held indirectly by the Model Portfolio by virtue of investments in exchange traded funds noted above.

Top 10 Indirect* Fixed Income Holdings

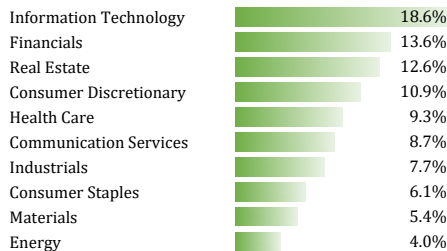
CAN 0 ½ 09/01/25	0.28%
T 2 ¼ 02/15/27	0.23%
CAN 1 09/01/22	0.21%
CAN 1 ¾ 03/01/23	0.19%
CAN 0 ¾ 08/01/22	0.17%
CAN 2 09/01/23	0.17%
CANHOU 2.4 12/15/22	0.17%
CANHOU 2.9 06/15/24	0.17%
INDOGB 8 ½ 05/15/24	0.17%
T 2 ¾ 08/15/28	0.17%
Total of portfolio	1.93%

*These fixed income holdings are held indirectly by the Model Portfolio by virtue of investments in exchange traded funds noted above.

Geographical Mix



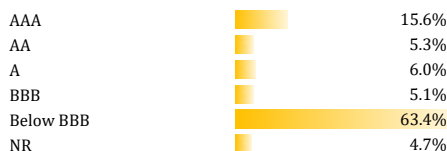
Equity Sector Weightings



Fixed Income Sector Weightings*



Fixed Income Ratings*



Code

GIM911


Category

Global Equity Focus

Investor Profile

Growth

GIM Internal Risk Score



Portfolio Characteristics

Portfolio Yield (%)*	3.05
Cash - Yield (%)*	0.00

Equity Characteristics

Dividend Yield (%)*	3.06
P/E*	20.42
P/B*	1.97

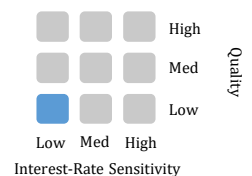
Equity Style Grid



Fixed Income Characteristics

Yield (%)*	3.45
Effective Maturity*	3.94
Modified Duration*	2.89

Fixed Income Style Grid



EXPLANATORY NOTES

Cash Yield (%) - Effective As of the Report Date

Canadian dollar credit balances receive interest limited to the greater of Prime minus 2.75% or zero. The CAD prime rate is currently set at 2.45%
US dollar credit balances receive interest limited to the greater of Prime minus 4.00% or zero. The US prime rate is currently set at 3.25%

Credit Quality ("Quality")

An individual bond or bond mutual fund's credit quality is determined by private independent rating agencies such as Standard & Poor's, Moody's and Fitch. Their credit quality designations range from high ('AAA' to 'AA') to medium ('A' to 'BBB') to low ('BB', 'B', 'CCC', 'CC' to 'C'). Investors interested in the safety of their bond investments should stick to investment grade bonds ('AAA', 'AA', 'A', and 'BBB'), while other investors willing and able to accept a higher level of risk could consider lower credit-quality bonds. Source - Bloomberg

Derivatives

GIM Model Portfolios do not make direct use of derivatives. However, ETFs held within the managed portfolios may gain exposure to securities directly and/or through the use of derivatives.

Dividend Yield (Equity)

The annual dividend per share divided by the price per share, expressed as a percentage. Source - Bloomberg

Effective Maturity

For a portfolio of bonds, average effective maturity is the weighted average of the maturities of the underlying bonds. The measure is computed by weighing each bond's maturity by its market value with respect to the portfolio and the likelihood of any of the bonds being called. Source - Investopedia (Via Bloomberg)

Exchange Traded Fund (ETF)

ETFs are index-based investment products that allow you to buy or sell shares of entire portfolios of stock in a single security. ETFs are unique in that they combine the opportunities of indexing with the advantages of stock trading. Source - Bloomberg

Fixed Income (Fixed Income Sector Weightings)

An investment that provides a return in the form of fixed periodic payments and the eventual return of principal at maturity. Unlike a variable-income security, where payments change based on some underlying measure such as short-term interest rates, the payments of a fixed-income security are known in advance. Source - Bloomberg. (This pertains to Corporate Debt, Preferred Shares, Government Debt, Securitized Debt, Syndicated Loans, US Municipal Debt, to name a few).

Fixed Income Ratings

A ranking of a bond's quality, based on its value as a sound investment. Bonds are rated from a high of "AAA" (highly unlikely to default) through a low of "D" (companies already in default). The rating is based on such factors as the issuer's reputation, management, debts, and its record in paying interest. Source - Bloomberg

Funds

Represents ETFs that Bloomberg does not have sufficient look-through capabilities.

Funds from Operations

Represents net income after preferred dividends plus depreciation on real estate income-producing assets, gains or losses from party sales, non-recurring gains or charges (excluding impairment of real estate assets), and debt restructuring. Source - Bloomberg

Funds from Operations Payout Ratio (FFO Payout Ratio)

Common dividends paid out to shareholders as a proportion of funds from operations. Source - Bloomberg

FX Conversions

All figures are in Canadian Dollars unless otherwise noted. FX conversions are performed by Bloomberg.

Geographical Mix

Read as follows: Canada vs. World (left pie chart); World is further broken down by region in descending order (right pie chart); figures illustrated below the pie charts are read from left to right.

GIM Balanced Growth Portfolio (Class R)

GIM300 is typically reserved for clients with investable funds in excess of \$250,000. Additional risks in GIM300 include but are not limited to company specific risks due to direct security holdings as well as foreign exchange risk.

EXPLANATORY NOTES

Interest Rate Sensitivity

A measure of how much the price of a fixed-income asset will fluctuate as a result of changes in the interest rate environment. Securities that are more sensitive will have greater price fluctuations than those with less sensitivity. This type of sensitivity must be taken into account when selecting a bond or other fixed-income instrument that the investor may sell in the secondary market. Source - Bloomberg

Market Capitalization

The company's worth calculated by multiplying the shares outstanding by the price per share. For companies with multiple shares, the market cap is equal to the market capitalizations of all common stock classes. For indices, this equals the sum of the current market values of the securities used to compute the index. Source - Bloomberg

Model Portfolio

The model portfolios presented in our factsheets do not represent composite portfolios, pooled funds or mutual funds. Portfolios that follow the model portfolio are rebalanced at a minimum when the model portfolio is rebalanced.

Modified Duration

The percentage price change of a security for a given change in yield. The higher the duration of a security, the higher its risk. Source - Bloomberg

Par Value

The stated amount of a bond. If the bond sold above the stated amount, it would be selling at a premium. If it sold below that amount, it would be selling at a discount. Source - Bloomberg

Portfolio Yield

Calculated by taking the weighted average of the cash, bond, and equity yield (dividend yield).

Price to Book (P/B)

The ratio of a stock's price divided by the book value per share. For indices, the price-to book value ratio is the average of the index member's capitalization divided by their book value. Book value is the value per share if the index members were liquidated. Calculated as: $P/B \text{ Ratio} = \text{Stock Price} / (\text{Total Assets} - \text{Intangible Assets \& Liabilities})$ Source - Bloomberg

Price to Earnings (P/E)

The relationship between a security's earnings per share and its current price. Used to compare the attractiveness of bonds, money markets, and stocks. Calculated as: $\text{Market Value Per Share} / \text{Earnings Per Share}$ Source - Bloomberg

Price to FFO (P/FFO)

Price as of the latest period end date divided by trailing 12 month Funds From Operations per share. Source - Bloomberg

Prime Rate

The interest rate on loans that commercial banks quote as an indication of the rate being charged on loans to its best commercial customers. Source - Bloomberg

Qualified Investment

An investment in properties, including money, guaranteed investment certificates, government and corporate bonds, mutual funds, and securities listed on a designated stock exchange. The types of investments that qualify for TFSAs are generally similar to those that qualify for registered retirement savings plans.

EXPLANATORY NOTES

REIT (Real Estate Investment Trust)

A security that sells like a stock on the major exchanges and invests in real estate directly, either through properties or mortgages. REITs receive special tax considerations and typically offer investors high yields as well as a highly liquid method of investing in real estate. Among other things, REITs invest in shopping malls, office buildings, apartments, warehouses and hotels. Source - Bloomberg

Sourcing

Model portfolio holdings are loaded individually into Bloomberg. Thereafter, Bloomberg provides the specific security statistics which are shown in the individual model portfolio fact cards.

Top 10 Indirect Equity Holdings

All GIM Model Portfolios report indirect exposure to underlying securities except for GIM300R, GIM800 and GIM900, where the top ten indirect equity holdings may include indirect and total blended – direct and indirect – exposure.

Total Debt to Total Assets

A metric used to measure a company's financial risk by determining how much of the company's assets have been financed by debt. Calculated by addition short-term and long-term debt and then dividing by the company's total assets. Source - Bloomberg

Total Debt to Total Capital

Measure of a company's financial leverage that presents its total debt as a percentage of total capital. Calculated as: Total Debt X100/Total Capital. Source - Bloomberg

Yield (Bond)

The annual rate of return based on the price. It is calculated as $\{(\text{stated coupon} * \text{par value}) / \text{price}\} * 100$. Source - Bloomberg



DISCLAIMER

Gold Investment Management Ltd. ("GIM") is registered as a portfolio manager with the securities regulatory authorities of Alberta, British Columbia, Saskatchewan, Manitoba, Ontario and Quebec and as an investment adviser with the U.S. Securities and Exchange Commission. This report is provided to you for informational purposes only. For greater certainty, the information contained herein should not be construed as a recommendation of specific model portfolios or investment actions. The third party information contained herein have been compiled from sources believed to be reliable, however, GIM makes no representation or warranty, express or implied, as to their accuracy or completeness. Any market prices and estimates in this report are for informational purposes only.

